


## DOES MY HORSE HAVE SUFFICIENT "COLOUR" TO QUALIFY FOR REGULAR REGISTRY?

Rule 103 of the rule book states the requirements for acceptance into the Regular Registry. First you have to be sure that the area of white is within the required areas on the face, legs or body. Then you must ensure that the amount of white hair and the underlying pink skin are large enough to qualify. Spots of white must be exactly that – white hair – not roan or ticking. The underlying pink skin must be clear pink skin, not mottled or freckled skin. A lot of light coloured horses will have mottled / freckled skin.

### WHERE MUST THE QUALIFYING COLOUR BE?



**FACE** – There are 3 areas to look at.

1. Draw an imaginary line from the base of the ear to the outside corner of the eye. Does the white extend beyond this line?

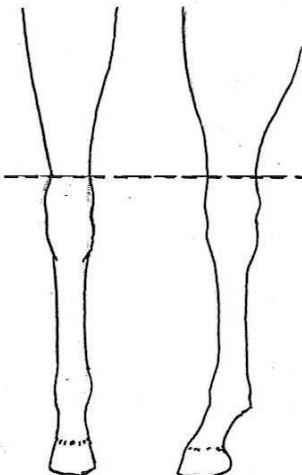
2. Draw a line from the corner of the eye to the corner of the mouth. Does the white extend beyond this line?

3. Draw a line from the corner of the mouth, under the head around to the other corner of the mouth. Does the white extend up the jaw beyond this line?

Reference Line 1

Reference Line 2

Front & Side View



### FRONT LEGS

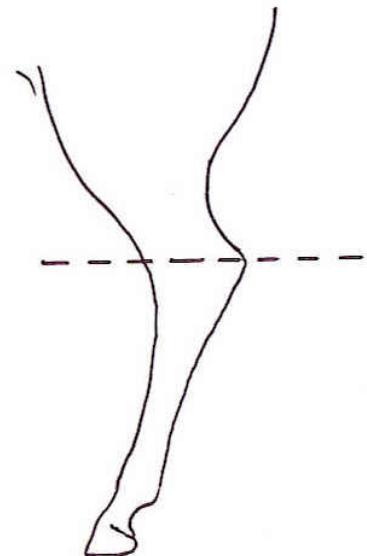
Remember it is the **TOP** of the knee that is used, not the centre of the knee.

Draw an imaginary line, or tie a piece of string around the **TOP** of the knee. Does the white area extend above this line?

### HIND LEGS

Remember it is a line drawn horizontal from the point of hock (**REAR**) not the centre of the hock joint at the front of the hind leg.

Draw an imaginary line, or tie a piece of string around from the **TOP** of the point of hock. Does the white area extend above this line?



Reference Line 3

## **HOW MUCH WHITE HAIR / PINK SKIN IS REQUIRED?**

The white hair must be sufficient to pass through a 50 mm circle without break. There must be at least a 20mm continuous area of quality pink skin underlying the white hair. Often there will be a “blue” line between the pink skin and the dark pigmented skin. A plastic disk is available free of charge from the PHAA to assist in demonstrating the size of the area.

## **HOW DO I PROVE THAT MY HORSE QUALIFIES?**

Generally photographs are sufficient. We can supply a clear plastic disk that can be placed over the qualifying spot when taking photographs. Take clear 35mm photographs of the area of white hair. You may wish to use a ruler if you do not have the disk. To show the underlying pink skin you may have to clip the area. Do NOT shave the area. Do not forget to take the photographs of the white hair before you clip it off. In some cases you can clearly show the underlying pink skin simply by wetting the area, avoiding having to clip the hair.

## **WHAT IF MY HORSE IS PREDOMINANTLY WHITE?**

The opposite will apply. A minimum area of pigmented skin and pigmented hair will be required. Often medicine hat marked horses will only have pigment in their ears, sometimes on their chest and the butt of the tail (where the tail meets the rump)

## **IF IN DOUBT SEND IN YOUR PAPERWORK AND THE OFFICE WILL DETERMINE IF FURTHER PHOTOGRAPHS OR INSPECTION ARE REQUIRED.**

The horse may be registered as a solid and upgraded at a later date. Often foals will not have sufficient “colour” to qualify for Regular Registry, however, by the time they are yearlings or older horses they will.